



CLEARANCES TO UNDERGROUND ELECTRICAL INFRASTRUCTURE

Clearances around pad-mounted and below-grade electrical infrastructure must be met by planners, architects, developers/contractors, municipalities and property owners as per Toronto Hydro's specifications and standards.

Electrical workers must be able to safely access equipment for operation, maintenance or replacement. The property owner is responsible for any costs related to removing an obstruction or power restoration being delayed due to the obstruction.



PAD-MOUNTED CLEARANCE CONCERNS



FIGURE 1



FIGURE 2

LOCATES

It's important to know where underground electrical infrastructure and other utilities are located before work begins, regardless of the project size. Examples include but are not limited to:

Contractors: Excavating for an addition, new building, sidewalks, or repairing buried infrastructure.

Property owners: Planting a tree, landscaping, installing a fence, deck or driveway, or repairing buried infrastructure (pools, heated driveways, irrigation and sprinkler systems).

To protect the project from unnecessary damage, injuries and financial penalties, contractors and property owners involved in the above activities must contact Ontario One Call at **1-800-400-2255** or **ontarioonecall.ca**.

The various utilities will mark the location of buried underground infrastructure so the dig can be done safely.



Proximity to Toronto Hydro electrical equipment

Above-ground obstructions or hiding electrical equipment is not permitted (see Figures 1 and 2). For the protection of electrical assets and in the interest of public safety, municipalities and property owners should be aware of the required clearances in proximity to any pad-mounted or below-grade electrical infrastructure, including but not limited to:

- **Municipalities:** Bus shelters, traffic signs
- **Property owners:** Decks, patio blocks, retaining walls, storage sheds, mailboxes, flag posts, outdoor patio seating (temporary and permanent)

The following minimum clearances are required around pad-mounted and below-grade structures (which house electrical infrastructure inside) to provide sufficient working spaces. This area must remain free of any structures, obstructions or plantings.



FIGURE 3

CLEARANCES FOR PAD-MOUNTED EQUIPMENT
3 m in front of all doors
2 m from all sides without doors




FIGURE 4

CLEARANCES FOR BELOW-GRADE STRUCTURES
1 m from all sides

Excavating and digging

Extreme caution should be used when digging near marked underground infrastructure or electrical poles, including guy wires and ground grid (see Figures 5 and 6). Contact with a sharp shovel or excavation equipment could easily damage electrical infrastructure and could lead to serious injuries.

Refer to the Electrical Safety Authority's "Guideline for Excavating in the Proximity of Underground Distribution Lines" at **esasafe.com** and contact Toronto Hydro for guidance before excavating in the proximity of electrical infrastructure.

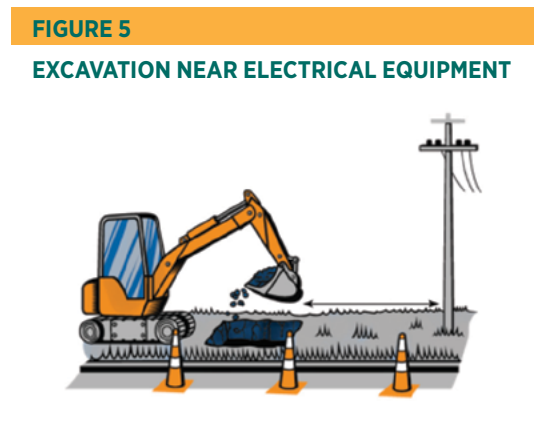


FIGURE 5

EXCAVATION NEAR ELECTRICAL EQUIPMENT

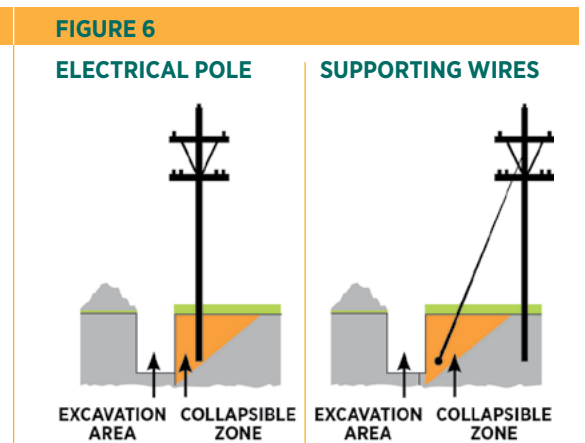


FIGURE 6

ELECTRICAL POLE

SUPPORTING WIRES

EXCAVATION AREA **COLLAPSIBLE ZONE**

EXCAVATION AREA **COLLAPSIBLE ZONE**

For more information, call
416-542-8000
 For safety tips, visit
torontohydro.com/safety

